


4657 m.

GRAN PREMI MONSTER ENERGY DE CATALUNYA

Free Practice Nr. 2

Classification

6

	Rider	Nation	Team	Motorcycle	Time	Lap Total	Gap	Top Speed
1	5 Johann ZARCO	FRA	Pramac Racing	DUCATI	1'39.235	18 18		350.6
2	21 Franco MORBIDELLI	ITA	Petronas Yamaha SRT	YAMAHA	1'39.256	17 18	0.021 0.021	341.7
3	20 Fabio QUARTARARO	FRA	Monster Energy Yamaha MotoGP	YAMAHA	1'39.401	19 19	0.166 0.145	343.9
4	33 Brad BINDER	RSA	Red Bull KTM Factory Racing	KTM	1'39.662	16 17	0.427 0.261	348.3
5	63 Francesco BAGNAIA	ITA	Ducati Lenovo Team	DUCATI	1'39.760	17 17	0.525 0.098	347.2
6	12 Maverick VIÑALES	SPA	Monster Energy Yamaha MotoGP	YAMAHA	1'39.821	18 19	0.586 0.061	342.8
7	43 Jack MILLER	AUS	Ducati Lenovo Team	DUCATI	1'39.914	19 19	0.679 0.093	349.5
8	23 Enea BASTIANINI	ITA	Avintia Esponsorama	DUCATI	1'39.977	16 16	0.742 0.063	345.0
9	41 Aleix ESPARGARO	SPA	Aprilia Racing Team Gresini	APRILIA	1'39.983	18 19	0.748 0.006	345.0
10	44 Pol ESPARGARO	SPA	Repsol Honda Team	HONDA	1'39.983	18 18	0.748	349.5
11	30 Takaaki NAKAGAMI	JPN	LCR Honda IDEMITSU	HONDA	1'40.032	19 19	0.797 0.049	342.8
12	9 Danilo PETRUCCI	ITA	Tech 3 KTM Factory Racing	KTM	1'40.060	18 19	0.825 0.028	343.9
13	10 Luca MARINI	ITA	SKY VR46 Avintia	DUCATI	1'40.094	17 18	0.859 0.034	341.7
14	88 Miguel OLIVEIRA	POR	Red Bull KTM Factory Racing	KTM	1'40.096	18 21	0.861 0.002	346.1
15	93 Marc MARQUEZ	SPA	Repsol Honda Team	HONDA	1'40.120	4 21	0.885 0.024	346.1
16	36 Joan MIR	SPA	Team SUZUKI ECSTAR	SUZUKI	1'40.150	7 20	0.915 0.030	345.0
17	27 Iker LECUONA	SPA	Tech 3 KTM Factory Racing	KTM	1'40.251	16 17	1.016 0.101	345.0
18	73 Alex MARQUEZ	SPA	LCR Honda CASTROL	HONDA	1'40.690	19 21	1.455 0.439	346.1
19	46 Valentino ROSSI	ITA	Petronas Yamaha SRT	YAMAHA	1'40.836	17 18	1.601 0.146	343.9
20	32 Lorenzo SAVADORI	ITA	Aprilia Racing Team Gresini	APRILIA	1'40.981	4 16	1.746 0.145	340.6
21	89 Jorge MARTIN	SPA	Pramac Racing	DUCATI	1'41.243	5 17	2.008 0.262	348.3

Practice condition: **Dry**Air: **27°**Humidity: **42%**Ground: **37°**

Fastest Lap:	Lap: 18	Johann ZARCO	1'39.235	168.9 Km/h
Best Race Lap:		New track layout		
All Time Lap Record:	2021	Johann ZARCO	1'39.235	168.9 Km/h

The results are provisional until the end of the limit for protest and appeals.

Time limit for protest expires 30' after publication of the results - Time:

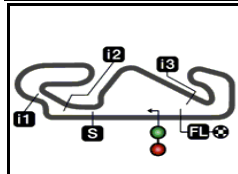
These data/results cannot be reproduced, stored and/or transmitted in whole or in part by any manner of electronic, mechanical, photocopying, recording, broadcasting or otherwise now known or herein after developed without the previous express consent by the copyright owner, except for reproduction in daily press and regular printed publications on sale to the public within 60 days of the event related to those data/results and always provided that copyright symbol appears together as follows below.

© DORNA, 2021

Official MotoGP Timing by TISSOT
www.motogp.com

Barcelona, Friday, June 04, 2021






4657 m.

GRAN PREMI MONSTER ENERGY DE CATALUNYA

Free Practice Nr. 2

Combined Free Practice Times

7

	Rider	Nation	Team	MOTORCYCLE	FP1	FP2	Gap
1	5 J.ZARCO	FRA	Pramac Racing	DUCATI	1'40.767 10	1'39.235 18	
2	21 F.MORBIDELLI	ITA	Petronas Yamaha SRT	YAMAHA	1'40.402 5	1'39.256 17	0.021 0.021
3	20 F.QUARTARARO	FRA	Monster Energy Yamaha MotoGP	YAMAHA	1'40.853 5	1'39.401 19	0.166 0.145
4	33 B.BINDER	RSA	Red Bull KTM Factory Racing	KTM	1'41.512 11	1'39.662 16	0.427 0.261
5	63 F.BAGNAIA	ITA	Ducati Lenovo Team	DUCATI	1'41.085 11	1'39.760 17	0.525 0.098
6	12 M.VIÑALES	SPA	Monster Energy Yamaha MotoGP	YAMAHA	1'40.753 8	1'39.821 18	0.586 0.061
7	43 J.MILLER	AUS	Ducati Lenovo Team	DUCATI	1'40.991 10	1'39.914 19	0.679 0.093
8	23 E.BASTIANINI	ITA	Avintia Esponsorama	DUCATI	1'41.363 9	1'39.977 16	0.742 0.063
9	41 A.ESPARGARO	SPA	Aprilia Racing Team Gresini	APRILIA	1'40.378 17	1'39.983 18	0.748 0.006
10	44 P.ESPARGARO	SPA	Repsol Honda Team	HONDA	1'40.751 6	1'39.983 18	0.748
11	30 T.NAKAGAMI	JPN	LCR Honda IDEMITSU	HONDA	1'41.134 5	1'40.032 19	0.797 0.049
12	9 D.PETRUCCI	ITA	Tech 3 KTM Factory Racing	KTM	1'41.254 17	1'40.060 18	0.825 0.028
13	10 L.MARINI	ITA	SKY VR46 Avintia	DUCATI	1'41.464 11	1'40.094 17	0.859 0.034
14	88 M.OLIVEIRA	POR	Red Bull KTM Factory Racing	KTM	1'40.927 7	1'40.096 18	0.861 0.002
15	93 M.MARQUEZ	SPA	Repsol Honda Team	HONDA	1'41.208 6	1'40.120 4	0.885 0.024
16	36 J.MIR	SPA	Team SUZUKI ECSTAR	SUZUKI	1'40.960 5	1'40.150 7	0.915 0.030
17	27 I.LECUONA	SPA	Tech 3 KTM Factory Racing	KTM	1'41.357 5	1'40.251 16	1.016 0.101
18	73 A.MARQUEZ	SPA	LCR Honda CASTROL	HONDA	1'41.437 4	1'40.690 19	1.455 0.439
19	46 V.ROSSI	ITA	Petronas Yamaha SRT	YAMAHA	1'41.267 5	1'40.836 17	1.601 0.146
20	32 L.SAVADORI	ITA	Aprilia Racing Team Gresini	APRILIA	1'41.744 17	1'40.981 4	1.746 0.145
21	89 J.MARTIN	SPA	Pramac Racing	DUCATI	1'41.185 15	1'41.243 5	1.950 0.204

Pole Position Record:		New track layout		
Best Race Lap:		New track layout		
All Time Lap Record:	2021	Johann ZARCO	1'39.235	168.9 Km/h

The results are provisional until the end of the limit for protest and appeals.

Time limit for protest expires 60' after publication of the results - Time:

These data/results cannot be reproduced, stored and/or transmitted in whole or in part by any manner of electronic, mechanical, photocopying, recording, broadcasting or otherwise now known or herein after developed without the previous express consent by the copyright owner, except for reproduction in daily press and regular printed publications on sale to the public within 60 days of the event related to those data/results and always provided that copyright symbol appears together as follows below.

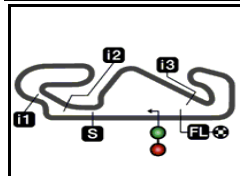
© DORNA, 2021

Official MotoGP Timing by TISSOT

www.motogp.com

Barcelona, Friday, June 04, 2021





4657 m.

GRAN PREMI MONSTER ENERGY DE CATALUNYA**Free Practice Nr. 2****Top Speed & Average****8**

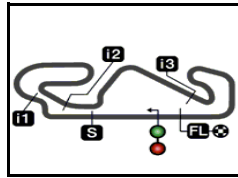
Rider	Nation	Motorcycle	Top 5 speeds					Average	Top
5 Johann ZARCO	FRA	DUCATI	350.6	347.2	346.1	345.0	343.9	346.1	350.6
43 Jack MILLER	AUS	DUCATI	349.5	348.3	348.3	347.2	347.2	348.0	349.5
44 Po ESPARGARO	SPA	HONDA	349.5	345.0	343.9	343.9	342.8	345.0	349.5
33 Brad BINDER	RSA	KTM	348.3	348.3	348.3	347.2	347.2	347.8	348.3
89 Jorge MARTIN	SPA	DUCATI	348.3	348.3	346.1	345.0	343.9	345.9	348.3
63 Francesco BAGNAIA	ITA	DUCATI	347.2	346.1	346.1	346.1	343.9	345.6	347.2
73 Alex MARQUEZ	SPA	HONDA	346.1	346.1	346.1	346.1	343.9	345.7	346.1
88 Miguel OLIVEIRA	POR	KTM	346.1	346.1	346.1	346.1	345.0	345.9	346.1
93 Marc MARQUEZ	SPA	HONDA	346.1	346.1	346.1	345.0	343.9	345.0	346.1
23 Enea BASTIANINI	ITA	DUCATI	345.0	342.8	342.8	340.6	339.6	342.2	345.0
27 Iker LECUONA	SPA	KTM	345.0	342.8	342.8	341.7	341.7	342.8	345.0
36 Joan MIR	SPA	SUZUKI	345.0	343.9	343.9	342.8	342.8	343.4	345.0
41 Aleix ESPARGARO	SPA	APRILIA	345.0	343.9	342.8	342.8	342.8	343.4	345.0
9 Danilo PETRUCCI	ITA	KTM	343.9	341.7	341.7	341.7	340.6	341.9	343.9
20 Fabio QUARTARARO	FRA	YAMAHA	343.9	342.8	339.6	339.6	339.6	340.5	343.9
46 Valentino ROSSI	ITA	YAMAHA	343.9	341.7	341.7	341.7	339.6	341.7	343.9
12 Maverick VIÑALES	SPA	YAMAHA	342.8	342.8	341.7	341.7	341.7	342.1	342.8
30 Takaaki NAKAGAMI	JPN	HONDA	342.8	342.8	341.7	341.7	340.6	341.4	342.8
10 Luca MARINI	ITA	DUCATI	341.7	341.7	341.7	341.7	340.6	341.5	341.7
21 Franco MORBIDELLI	ITA	YAMAHA	341.7	339.6	338.5	338.5	338.5	339.4	341.7
32 Lorenzo SAVADORI	ITA	APRILIA	340.6	339.6	339.6	339.6	338.5	339.6	340.6

These data/results cannot be reproduced, stored and/or transmitted in whole or in part by any manner of electronic, mechanical, photocopying, recording, broadcasting or otherwise now known or herein after developed without the previous express consent by the copyright owner, except for reproduction in daily press and regular printed publications on sale to the public within 60 days of the event related to those data/results and always provided that copyright symbol appears together as follows below.

© DORNA, 2021

Official MotoGP Timing by **TISSOT**
www.motogp.com

**Barcelona, Friday, June 04, 2021**



4657 m.

GRAN PREMI MONSTER ENERGY DE CATALUNYA

Free Practice Nr. 2

Chronological Analysis of Performances

9

* Lap / Sector time cancelled

T1 Time from finish line to 1st intermediate

T3 Time from 2nd intermed. to 3rd intermed.

P Crossing the finish line in pit lane

T2 Time from 1st intermed. to 2nd intermed.

T4 Time from 3rd intermediate to finish line

**Tyre data subject to further updates

Lap	Lap Time	T1	T2	T3	T4	Speed	Lap	Lap Time	T1	T2	T3	T4	Speed		
1st	5	Johann ZARCO		DUCATI		FRA	Run # 2	Front Tyre Slick-Medium Rear Tyre Slick-Hard		11 Laps at start			11 Laps at start		
		Pramac Racing		Runs=3 Total laps=18 Full laps=13											
Run # 1	Front Tyre Slick-Medium Rear Tyre Slick-Medium		New Tyre		New Tyre										
1	2'22.327	20.772	34.445	21.483	32.031	192.5	12	10'09.454	25.239	39.293	21.336	31.622	138.9		
2	1'41.658	17.328	32.069	20.906	31.355	338.5	13	1'40.435 *	17.249	31.550	20.523	31.113*	337.5		
3	1'40.731	17.014	31.864	20.752	31.101	343.9	14	1'57.811 P	18.646*	35.278	21.559	42.328	336.4		
4	1'40.596	16.944	31.622	20.677	31.353	350.6	Run # 3	Front Tyre Slick-Soft Rear Tyre Slick-Soft		New Tyre		New Tyre			
5	1'40.305	17.089	31.587	20.669	30.960	339.6	15	7'23.510	31.644	38.199	22.059	31.928	90.8		
6	1'40.202	16.923	31.594	20.737	30.948	337.5	16	1'44.007	17.456	33.281	21.570	31.700	332.3		
7	1'54.848 P	17.016	33.745	21.895	42.192	332.3	17	1'39.256	16.931	31.286	20.430	30.609	341.7		
Run # 2	Front Tyre Slick-Medium Rear Tyre Slick-Medium		7 Laps at start		7 Laps at start		18	1'54.938 *	19.894*	38.764	24.512	31.768	339.6		
8	8'54.962	21.563	34.098	21.531	32.264	166.4	3rd	20	Fabio QUARTARARO		YAMAHA		FRA		
9	1'42.600	17.098	32.197	21.013	32.292	346.1			Monster Energy Yamaha MotoGP		Runs=3 Total laps=19 Full laps=14				
10	1'40.917	16.943	31.884	20.641	31.449	347.2	Run # 1	Front Tyre Slick-Medium Rear Tyre Slick-Medium		New Tyre		New Tyre			
11	1'47.652	17.024	32.176	22.632	35.820	345.0	1	3'14.903	20.850	35.138	21.866	32.073	191.8		
12	1'43.106	16.994	33.200	21.312	31.600	343.9	2	1'41.404	17.461	32.018	20.692	31.233	338.5		
13	1'48.827	17.108	31.992	20.847	38.880	342.8	3	1'40.222	17.093	31.571	20.680	30.878	339.6		
14	1'54.456 P	17.025	31.990	21.153	44.288	341.7	4	1'40.208	17.026	31.654	20.552	30.976	339.6		
Run # 3	Front Tyre Slick-Medium Rear Tyre Slick-Soft		New Tyre		New Tyre		5	1'40.006	16.974	31.487	20.623	30.922	339.6		
15	9'01.371	25.641	34.030	21.469	31.501	106.7	6	1'40.134	16.949	31.547	20.568	31.070	339.6		
16	1'45.643	16.926	32.144	23.848	32.725	340.6	7	1'40.272	17.031	31.598	20.573	31.070	338.5		
17	1'39.446	16.785	31.486	20.380	30.795	340.6	8	1'59.986 P	18.180*	35.858	22.055	43.893	330.2		
18	1'39.235	16.756	31.301	20.472	30.706	342.8	Run # 2	Front Tyre Slick-Medium Rear Tyre Slick-Medium		8 Laps at start		8 Laps at start			
2nd	21	Franco MORBIDELLI		YAMAHA		ITA	9	7'42.191	22.691	34.818	21.691	31.984	173.3		
		Petronas Yamaha SRT		Runs=3 Total laps=18 Full laps=9			10	1'41.143	17.283	31.919	20.732	31.209	337.5		
Run # 1	Front Tyre Slick-Medium Rear Tyre Slick-Hard		New Tyre		New Tyre		11	1'40.455	17.024	31.677	20.684	31.070	337.5		
1	2'46.779	23.278	35.317	21.785	32.592	149.3	12	1'40.641	17.037	31.692	20.754	31.158	338.5		
2	1'41.935	17.679	32.047	21.022	31.187	336.4	13	1'40.577	17.012	31.628	20.782	31.155	339.6		
3	1'40.446	17.106	31.585	20.762	30.993	338.5	14	1'40.559	16.991	31.714	20.707	31.147	338.5		
4	1'40.216 *	17.089	31.512*	20.632	30.983	338.5	15	1'56.422 P	17.672*	34.540	21.613	42.597	336.4		
5	1'44.246	17.063	33.926	21.864	31.393	337.5	Run # 3	Front Tyre Slick-Soft Rear Tyre Slick-Soft		New Tyre		New Tyre			
6	1'39.909	17.005	31.514	20.551	30.839	338.5	16	7'54.078	21.896	34.679	21.489	32.339	154.2		
7	1'39.929	16.960	31.526	20.583	30.860	336.4	17	1'46.348	17.287	36.833	21.016	31.212	339.6		
8	1'52.742 *	20.043*	38.420	22.548	31.731	336.4	18	1'39.688	16.991	31.384	20.352	30.961	343.9		
9	1'40.555	17.097	31.624	20.481	31.353	335.4	19	1'39.401	16.844	31.316	20.417	30.824	342.8		
10	1'40.247	17.099	31.548	20.657	30.943	334.3									
11	2'01.230 P	17.998*	36.759	21.896	44.577	334.3									

Fastest Lap: Johann ZARCO Pramac Racing FRA **1'39.235** 16.756 31.301 20.472 30.706

These data/results cannot be reproduced, stored and/or transmitted in whole or in part by any manner of electronic, mechanical, photocopying, recording, broadcasting or otherwise now known or herein after developed without the previous express consent by the copyright owner, except for reproduction in daily press and regular printed publications on sale to the public within 60 days of the event related to those data/results and always provided that copyright symbol appears together as follows below.
© DORNA, 2021



Free Practice Nr. 2

MotoGP

Lap	Lap Time	T1	T2	T3	T4	Speed	Lap	Lap Time	T1	T2	T3	T4	Speed								
4th	33	Brad BINDER					KTM	RSA	6th					12	Maverick VIÑALES					YAMAHA	SPA
Red Bull KTM Factory Racing							Monster Energy Yamaha MotoGP														
Runs=3 Total laps=17 Full laps=12							Runs=3 Total laps=19 Full laps=14														
Run #	1	Front Tyre	Slick-Medium	Rear Tyre	Slick-Medium	Speed	Run #	1	Front Tyre	Slick-Medium	Rear Tyre	Slick-Medium	Speed								
			New Tyre		New Tyre					New Tyre		New Tyre									
1	2'00.831	19.128	33.724	21.329	34.731	224.5	1	1'50.315	20.194	33.402	21.072	33.458	214.7								
2	1'41.338	17.350	31.937	20.755	31.296	342.8	2	1'41.421	17.468	31.976	20.697	31.280	340.6								
3	1'42.881	17.103	31.787	20.816	33.175	347.2	3	1'40.691	17.188	31.690	20.658	31.155	340.6								
4	1'40.640	17.135	31.635	20.777	31.093	348.3	4	1'40.361	16.986	31.746	20.589	31.040	342.8								
5	1'40.337	17.021	31.549	20.594	31.173	345.0	5	1'40.139	16.988	31.620	20.542	30.989	341.7								
6	1'40.782	16.926	31.843	20.843	31.170	347.2	6	1'40.755	16.875	32.039	20.629	31.212	341.7								
7	1'56.526 P	18.280*	34.264	20.879	43.103	348.3	7	1'40.370	16.888	31.681	20.693	31.108	340.6								
Run #	2	Front Tyre	Slick-Medium	Rear Tyre	Slick-Medium	Speed	Run #	2	Front Tyre	Slick-Medium	Rear Tyre	Slick-Medium	Speed								
			7 Laps at start		7 Laps at start					8 Laps at start		8 Laps at start									
8	8'48.396	21.735	34.227	21.111	31.946	178.8	9	8'58.002	18.737	32.734	20.955	31.407	221.7								
9	1'48.351	17.361	31.827	20.768	38.395	341.7	10	1'41.380	17.168	31.832	20.662	31.718	338.5								
10	1'41.297	17.371	31.891	20.713	31.322	342.8	11	1'40.823	17.055	31.930	20.645	31.193	338.5								
11	1'41.223	16.959	32.076	20.690	31.498	346.1	12	1'40.927	16.996	31.859	20.681	31.391	338.5								
12	1'40.699	16.986	31.802	20.631	31.280	346.1	13	1'40.903	17.005	31.847	20.704	31.347	339.6								
13	1'56.627 P	19.389*	33.995	21.013	42.230	347.2	14	1'53.160 P	18.038	32.579	20.731	41.812	336.4								
Run #	3	Front Tyre	Slick-Medium	Rear Tyre	Slick-Soft	Speed	Run #	3	Front Tyre	Slick-Medium	Rear Tyre	Slick-Soft	Speed								
			New Tyre		New Tyre					New Tyre		New Tyre									
14	10'07.063	21.341	33.910	21.330	37.881	179.7	15	7'38.940	19.549	32.845	21.620	32.134	214.2								
15	1'49.262	17.361	38.807	21.241	31.853	345.0	16	1'42.783	17.580	32.360	21.266	31.577	334.3								
16	1'39.662	16.802	31.516	20.444	30.900	348.3	17	1'39.993	16.978	31.435	20.615	30.965	341.7								
17	1'39.822	16.861	31.554	20.487	30.920	346.1	18	1'39.821	16.785	31.563	20.478	30.995	342.8								
							7th							43	Jack MILLER					DUCATI	AUS
Ducati Lenovo Team							Ducati Lenovo Team														
Runs=4 Total laps=17 Full laps=10							Runs=3 Total laps=19 Full laps=14														
Run #	1	Front Tyre	Slick-Medium	Rear Tyre	Slick-Soft	Speed	Run #	1	Front Tyre	Slick-Medium	Rear Tyre	Slick-Soft	Speed								
			New Tyre		New Tyre					New Tyre		New Tyre									
1	2'18.854	20.309	35.029	22.320	32.167	220.8	1	2'24.748	19.687	34.678	21.748	32.041	220.8								
2	1'42.544	17.543	32.381	21.154	31.466	342.8	2	1'41.631	17.260	32.028	20.889	31.454	346.1								
3	1'40.992	17.076	31.907	20.797	31.212	346.1	3	1'41.534	16.996	31.767	21.095	31.676	348.3								
4	1'41.426	16.955	32.081	21.143	31.247	346.1	4	1'40.878	16.997	31.875	20.763	31.243	349.5								
5	1'40.598	17.015	31.696	20.692	31.195	346.1	5	1'42.998	17.103	33.343	21.230	31.322	347.2								
6	1'40.380	16.815	31.659	20.744	31.162	347.2	6	1'40.524	16.923	31.745	20.704	31.152	347.2								
7	1'46.777	17.025	35.096	21.948	32.708	343.9	7	1'40.532	16.835	31.765	20.710	31.222	348.3								
8	1'52.839 P	17.153	31.772	20.709	43.205	341.7	8	1'40.454	16.911	31.688	20.598	31.257	347.2								
Run #	2	Front Tyre	Slick-Medium	Rear Tyre	Slick-Soft	Speed	Run #	2	Front Tyre	Slick-Medium	Rear Tyre	Slick-Medium	Speed								
			8 Laps at start		8 Laps at start					9 Laps at start		New Tyre									
9	8'07.732	22.461	33.821	21.693	31.970	136.8	10	10'36.273	19.403	38.617	21.595	32.206	205.7								
10	1'53.414 P	17.491	32.376	21.742	41.805	340.6	11	1'45.710	17.311	32.066	20.832	35.501	343.9								
Run #	3	Front Tyre	Slick-Medium	Rear Tyre	Slick-Soft	Speed	Run #	3	Front Tyre	Slick-Soft	Rear Tyre	Slick-Soft	Speed								
			10 Laps at start		10 Laps at start					New Tyre		New Tyre									
11	6'19.233	23.533	33.349	21.224	31.885	148.3	12	1'41.507	17.082	31.957	20.901	31.567	345.0								
12	1'41.393	17.246	31.859	20.819	31.469	342.8	13	1'40.896	16.955	31.884	20.790	31.267	345.0								
13	1'54.473 P	17.136	33.681	21.840	41.816	340.6	14	1'41.396	16.947	31.919	21.143	31.387	345.0								
Run #	4	Front Tyre	Slick-Medium	Rear Tyre	Slick-Soft	Speed	Run #	4	Front Tyre	Slick-Soft	Rear Tyre	Slick-Soft	Speed								
			New Tyre		New Tyre					New Tyre		New Tyre									
14	6'54.092	23.091	34.232	21.457	31.336	138.8	15	1'40.693	16.944	31.760	20.765	31.224	345.0								
15	1'41.249	17.275	31.805	20.970	31.199	326.2	16	1'49.109 P	16.959	31.799	20.771	39.580	343.9								
16	1'39.833	16.972	31.506	20.501	30.854	343.9	17	4'42.455	19.419	33.186	22.946	32.142	196.3								
17	1'39.760	16.866	31.487	20.488	30.919	341.7															

Fastest Lap: Johann ZARCO Pramac Racing FRA **1'39.235** 16.756 31.301 20.472 30.706

These data/results cannot be reproduced, stored and/or transmitted in whole or in part by any manner of electronic, mechanical, photocopying, recording, broadcasting or otherwise now known or herein after developed without the previous express consent by the copyright owner, except for reproduction in daily press and regular printed publications on sale to the public within 60 days of the event related to those data/results and always provided that copyright symbol appears together as follows below.
© DORNA, 2021

Official MotoGP Timing by TISSOT
www.motogp.com

Barcelona, Friday, June 04, 2021

Page 2 of 6



Free Practice Nr. 2

MotoGP

Lap	Lap Time	T1	T2	T3	T4	Speed	Lap	Lap Time	T1	T2	T3	T4	Speed
18	1'41.235	17.166	31.840	20.794	31.435	345.0	19	1'39.997	16.936	31.613	20.437	31.011	341.7
19	1'39.914	16.819	31.627	20.516	30.952	345.0							

8th	23	Enea BASTIANINI	DUCATI	ITA	10th	44	Poi ESPARGARO	HONDA	SPA
Avintia Esponsorama					Repsol Honda Team				
Runs=3			Total laps=16		Runs=3			Total laps=18	
Full laps=11					Full laps=12				

Run #	1	Front Tyre	Slick-Medium	Rear Tyre	Slick-Medium	Speed	Run #	1	Front Tyre	Slick-Medium	Rear Tyre	Slick-Medium	Speed
			New Tyre		New Tyre					New Tyre		New Tyre	
1	2'08.904	20.502	34.948	22.213	32.517	205.7	1	2'06.719	20.898	35.090	21.914	32.280	220.4
2	1'49.547	17.575	34.248	22.279	35.445	314.8	2	1'49.722	17.619	39.670	21.247	31.186	324.3
3	1'41.128	17.250	32.026	20.679	31.173	340.6	3	1'40.146	17.051	31.653	20.519	30.923	349.5
4	1'40.373	17.064	31.666	20.590	31.053	333.3	4	1'40.153	17.019	31.569	20.517	31.048	340.6
5	1'41.814	16.958	31.697	21.926	31.233	342.8	5	1'43.150 *	16.977	31.871	22.734*	31.568	340.6
6	1'40.356	16.941	31.677	20.682	31.056	345.0	6	1'40.488	16.947	31.761	20.647	31.133	341.7
7	1'57.117 P	17.026	32.531	24.778	42.782	337.5	7	1'57.266 P	17.723*	34.945	22.364	42.234	345.0

Run #	2	Front Tyre	Slick-Medium	Rear Tyre	Slick-Medium	Speed	Run #	2	Front Tyre	Slick-Medium	Rear Tyre	Slick-Medium	Speed
			7 Laps at start		7 Laps at start					7 Laps at start		7 Laps at start	
8	9'38.012	20.284	33.455	21.621	31.921	178.8	8	6'45.377	19.474	33.672	21.251	32.819	221.3
9	1'41.226	17.190	31.828	20.768	31.440	338.5	9	1'44.193	17.223	32.032	20.821	34.117	340.6
10	1'46.418	17.228	31.898	20.754	36.538	338.5	10	1'42.691	17.213	31.909	21.885	31.684	339.6
11	1'41.494	17.196	31.982	20.869	31.447	338.5	11	1'41.204	17.145	31.937	20.718	31.404	340.6
12	1'53.620 P	17.528	32.767	21.425	41.900	339.6	12	1'41.213	17.093	31.998	20.680	31.442	343.9
							13	1'56.840 P	17.956*	35.049	21.853	41.982	326.2

Run #	3	Front Tyre	Slick-Soft	Rear Tyre	Slick-Soft	Speed	Run #	3	Front Tyre	Slick-Medium	Rear Tyre	Slick-Soft	Speed
			New Tyre		New Tyre					New Tyre		New Tyre	
13	10'48.042	20.782	35.259	21.780	41.242	181.2	14	11'18.261	19.147	33.594	21.307	31.424	221.7
14	1'52.064	17.231	36.332	21.345	37.156	336.4	15	1'46.398	17.032	31.754	20.403	37.209	343.9
15	1'54.878	16.961	45.140	21.401	31.376	342.8	16	1'46.271	17.075	35.863	22.109	31.224	341.7
16	1'39.977	17.050	31.537	20.470	30.920	337.5	17	1'40.242	17.078	31.559	20.651	30.954	340.6
							18	1'39.983	16.869	31.553	20.556	31.005	342.8

9th	41	Alex ESPARGARO	APRILIA	SPA	11th	30	Takaaki NAKAGAMI	HONDA	JPN
Aprilia Racing Team Gresini					LCR Honda IDEMITSU				
Runs=3			Total laps=19		Runs=3			Total laps=19	
Full laps=14					Full laps=13				

Run #	1	Front Tyre	Slick-Medium	Rear Tyre	Slick-Medium	Speed	Run #	1	Front Tyre	Slick-Medium	Rear Tyre	Slick-Medium	Speed
			5 Laps at start		New Tyre					New Tyre		New Tyre	
1	2'25.991	19.200	33.371	21.208	31.842	212.5	1	2'07.020	22.370	35.494	22.442	32.177	177.0
2	1'41.266	17.482	31.922	20.752	31.110	340.6	2	1'47.423	17.766	34.774	22.873	32.010	323.3
3	1'41.752	17.090	31.575	20.647	32.440	339.6	3	1'41.368	17.411	31.959	20.844	31.154	340.6
4	1'40.255	17.048	31.696	20.507	31.004	342.8	4	1'40.763	17.370	31.677	20.676	31.040	320.4
5	1'40.721	17.075	31.972	20.566	31.108	340.6	5	1'41.358	17.350	31.875	20.971	31.162	333.3
6	1'40.562	17.037	31.771	20.637	31.117	342.8	6	1'48.230	17.100	31.823	25.853	33.454	340.6
7	1'40.628	16.972	31.806	20.622	31.228	342.8	7	1'41.530 *	17.179	31.735	20.893*	31.723	331.2
8	1'40.678	17.033	31.715	20.697	31.233	341.7	8	1'40.500	17.099	31.570	20.597	31.234	339.6
9	1'40.814	17.009	31.817	20.658	31.330	341.7	9	1'56.566 P	16.916*	34.450	22.430	42.770	340.6
10	2'00.415 P	18.738*	36.439	22.599	42.639	339.6							

Run #	2	Front Tyre	Slick-Medium	Rear Tyre	Slick-Medium	Speed	Run #	2	Front Tyre	Slick-Medium	Rear Tyre	Slick-Medium	Speed
			15 Laps at start		10 Laps at start					9 Laps at start		9 Laps at start	
11	9'23.813	20.373	32.850	21.189	31.759	207.6	10	6'56.639	20.842	34.276	21.673	31.858	172.2
12	1'41.828	17.220	32.056	20.969	31.583	340.6	11	1'41.600	17.378	32.042	20.761	31.419	333.3
13	1'41.457	17.160	32.015	20.808	31.474	340.6	12	1'40.837	17.077	31.752	20.765	31.243	341.7
14	1'41.288	17.139	31.963	20.715	31.471	342.8	13	1'40.922	17.055	31.810	20.850	31.207	341.7
15	1'59.884 P	17.950*	38.236	21.408	42.290	340.6	14	1'41.170	17.055	31.792	20.742	31.581	342.8
							15	1'54.917 P	17.436	33.900	21.473	42.108	337.5

Run #	3	Front Tyre	Slick-Medium	Rear Tyre	Slick-Soft	Speed	Run #	3	Front Tyre	Slick-Medium	Rear Tyre	Slick-Soft	Speed
			New Tyre		New Tyre					New Tyre		New Tyre	
16	7'12.483	19.016	33.580	21.739	32.255	196.7	16	8'30.536	24.230	37.833	24.683	37.396	122.4
17	1'40.522	17.130	31.647	20.505	31.240	343.9	17	1'43.392	17.806	32.615	21.397	31.574	328.2
18	1'39.983	16.928	31.565	20.519	30.971	345.0							

Fastest Lap: Johann ZARCO Pramac Racing FRA 1'39.235 16.756 31.301 20.472 30.706

These data/results cannot be reproduced, stored and/or transmitted in whole or in part by any manner of electronic, mechanical, photocopying, recording, broadcasting or otherwise now known or herein after developed without the previous express consent by the copyright owner, except for reproduction in daily press and regular printed publications on sale to the public within 60 days of the event related to those data/results and always provided that copyright symbol appears together as follows below.
© DORNA, 2021

Official MotoGP Timing by TISSOT
www.motogp.com

Barcelona, Friday, June 04, 2021

Page 3 of 6



Free Practice Nr. 2

MotoGP

Lap	Lap Time	T1	T2	T3	T4	Speed
18	1'40.357	17.112	31.610	20.606	31.029	342.8
19	1'40.032	17.067	31.507	20.573	30.885	340.6

12th 9 Danilo PETRUCCI KTM ITA
Tech 3 KTM Factory Racing
Runs=3 Total laps=19 Full laps=12

Run #	1	Front Tyre	Slick-Medium	Rear Tyre	Slick-Medium	
		New Tyre		New Tyre		
1	2'07.320	22.209	35.254	22.167	32.258	197.0
2	1'48.792	17.600	32.633	21.629	36.930	331.2
3	1'41.194	17.527	31.889	20.693	31.085	337.5
4	1'40.643	17.089	31.730	20.678	31.146	341.7
5	1'42.445 *	17.962*	32.253	20.970	31.260	341.7
6	1'40.880	17.067	31.920	20.735	31.158	341.7
7	1'58.332 P	17.258	32.787	23.614	44.673	337.5

Run #	2	Front Tyre	Slick-Medium	Rear Tyre	Slick-Medium	
		7 Laps at start		7 Laps at start		
8	8'56.438	21.125	33.648	23.043	34.187	166.1
9	1'42.569	17.305	31.915	21.016	32.333	337.5
10	1'41.295	17.173	31.779	20.758	31.585	339.6
11	1'41.559	17.187	31.869	20.857	31.646	337.5
12	1'43.956 *	18.041*	33.247	21.146	31.522	334.3
13	1'48.222	17.139	31.915	20.826	38.342	339.6
14	1'41.051	17.163	31.921	20.757	31.210	339.6
15	2'01.548 P	17.705	36.394	23.245	44.204	340.6

Run #	3	Front Tyre	Slick-Medium	Rear Tyre	Slick-Soft	
		New Tyre		New Tyre		
16	6'55.779	27.442	36.767	27.468	36.070	137.0
17	2'12.162	17.731	40.303	29.822	44.306	332.3
18	1'40.060	17.106	31.618	20.504	30.832	343.9
19	1'40.365	17.044	31.668	20.541	31.112	339.6

13th 10 Luca MARINI DUCATI ITA
SKY VR46 Avintia
Runs=4 Total laps=18 Full laps=11

Run #	1	Front Tyre	Slick-Medium	Rear Tyre	Slick-Medium	
		New Tyre		New Tyre		
1	2'09.460	21.994	34.950	22.048	38.256	186.2
2	1'49.837	17.705	32.807	23.224	36.101	320.4
3	1'41.874	17.559	32.166	20.899	31.250	334.3
4	3'38.484 P	17.090	2'08.144	29.186*	44.064	341.7

Run #	2	Front Tyre	Slick-Medium	Rear Tyre	Slick-Medium	
		New Tyre		New Tyre		
5	6'00.542	22.064	33.862	23.003	33.575	193.5
6	1'42.932	17.429	32.204	21.320	31.979	335.4
7	1'42.156	17.241	31.872	20.782	32.261	337.5
8	1'43.562	17.092	31.952	20.939	33.579	339.6
9	1'41.341	17.213	31.901	20.824	31.403	339.6
10	1'41.239	17.165	31.757	20.953	31.364	337.5
11	1'56.587 P	17.810*	34.518	21.849	42.410	339.6

Run #	3	Front Tyre	Slick-Medium	Rear Tyre	Slick-Medium	
		7 Laps at start		7 Laps at start		
12	4'57.072	19.432	32.733	21.043	31.834	212.1
13	1'41.832	17.205	31.943	21.327	31.357	338.5
14	1'53.169 P	17.089*	32.912	21.363	41.805	341.7

Lap	Lap Time	T1	T2	T3	T4	Speed
Run # 4		Front Tyre	Slick-Soft	Rear Tyre	Slick-Soft	
		New Tyre		New Tyre		
15	6'55.589	23.446	34.598	21.449	31.673	128.2
16	1'40.719	17.073	31.839	20.725	31.082	341.7
17	1'40.094	16.923	31.584	20.633	30.954	341.7
18	1'49.358	16.922	36.657	21.910	33.869	340.6

14th 88 Miguel OLIVEIRA KTM POR
Red Bull KTM Factory Racing
Runs=3 Total laps=21 Full laps=15

Run #	1	Front Tyre	Slick-Medium	Rear Tyre	Slick-Soft	
		New Tyre		New Tyre		
1	2'13.984	20.192	33.981	21.619	31.638	216.8
2	1'41.324	17.158	32.125	20.832	31.209	338.5
3	1'40.622	16.880	31.700	20.864	31.178	337.5
4	1'40.297	16.961	31.574	20.599	31.163	341.7
5	1'40.249	16.945	31.661	20.618	31.025	343.9
6	1'40.707	16.947	31.797	20.595	31.368	346.1
7	2'00.162 P	18.335	36.254	23.639	41.934	324.3

Run #	2	Front Tyre	Slick-Medium	Rear Tyre	Slick-Soft	
		7 Laps at start		7 Laps at start		
8	5'32.951	21.070	32.781	21.020	31.386	214.2
9	1'59.564	17.066	31.806	20.604	50.088	339.6
10	1'42.110	17.409	32.467	20.896	31.338	326.2
11	1'40.893	17.033	31.862	20.670	31.328	339.6
12	1'40.680	16.914	31.810	20.665	31.291	342.8
13	1'40.834	16.915	31.913	20.620	31.386	342.8
14	1'56.510 P	17.973	34.230	21.749	42.558	323.3

Run #	3	Front Tyre	Slick-Hard	Rear Tyre	Slick-Hard	
		New Tyre		New Tyre		
15	6'37.550	20.212	32.884	21.157	31.564	220.4
16	1'43.560 *	18.108*	33.163	20.953	31.336	346.1
17	1'40.516	17.037	31.793	20.666	31.020	340.6
18	1'40.096	16.990	31.552	20.553	31.001	341.7
19	1'40.186	16.921	31.675	20.496	31.094	346.1
20	1'40.796	16.983	31.912	20.716	31.185	346.1
21	1'40.307	16.977	31.746	20.519	31.065	345.0

15th 93 Marc MARQUEZ HONDA SPA
Repsol Honda Team
Runs=3 Total laps=21 Full laps=15

Run #	1	Front Tyre	Slick-Medium	Rear Tyre	Slick-Soft	
		New Tyre		New Tyre		
1	2'08.759	20.591	35.077	22.170	32.593	209.7
2	1'49.134	17.599	38.557	21.571	31.407	333.3
3	1'40.490	17.145	31.855	20.484	31.006	345.0
4	1'40.120	16.980	31.706	20.501	30.933	346.1
5	1'40.703	17.048	31.785	20.690	31.180	340.6
6	1'41.491	16.994	31.953	21.329	31.215	346.1
7	1'57.672 P	17.322	35.506	22.810	42.034	342.8

Run #	2	Front Tyre	Slick-Medium	Rear Tyre	Slick-Soft	
		7 Laps at start		7 Laps at start		
8	6'00.897	20.553	33.903	21.523	32.385	194.2
9	1'42.088	17.384	32.287	20.736	31.681	341.7
10	1'41.377	17.152	31.992	20.682	31.551	341.7
11	1'41.525	17.166	32.061	20.723	31.575	341.7

Fastest Lap: Johann ZARCO Pramac Racing FRA **1'39.235** 16.756 31.301 20.472 30.706

These data/results cannot be reproduced, stored and/or transmitted in whole or in part by any manner of electronic, mechanical, photocopying, recording, broadcasting or otherwise now known or herein after developed without the previous express consent by the copyright owner, except for reproduction in daily press and regular printed publications on sale to the public within 60 days of the event related to those data/results and always provided that copyright symbol appears together as follows below.
© DORNA, 2021

Official MotoGP Timing by TISSOT
www.motogp.com

Barcelona, Friday, June 04, 2021



Free Practice Nr. 2

MotoGP

Lap	Lap Time	T1	T2	T3	T4	Speed	Lap	Lap Time	T1	T2	T3	T4	Speed	
12	1'46.720 *	17.889*	36.209	20.872	31.750	343.9	7	1'40.447	17.126	31.681	20.691	30.949	339.6	
13	1'41.544	17.201	32.187	20.691	31.465	340.6	8	1'55.076 P	17.636*	33.828	21.093	42.519	339.6	
14	1'41.403	17.153	32.119	20.588	31.543	341.7	Run # 2 Front Tyre Slick-Medium Rear Tyre Slick-Medium							
15	1'41.378	17.072	32.177	20.648	31.481	341.7	13 Laps at start 8 Laps at start							
16	1'58.909 P	17.995*	37.067	22.016	41.831	331.2	9	9'20.232	19.953	32.666	20.925	38.986	203.7	
Run # 3 Front Tyre Slick-Medium Rear Tyre Slick-Medium								10	1'41.317	17.230	31.837	20.871	31.379	334.3
New Tyre								11	1'41.386	17.274	31.823	20.970	31.319	328.2
17	7'10.957	21.886	34.565	21.409	31.891	149.7	12	1'42.013	17.286	32.406	20.939	31.382	339.6	
18	1'42.384	17.487	32.996	20.803	31.098	339.6	13	1'55.537 P	17.256	32.019	21.005	45.257	337.5	
19	1'40.422	17.042	31.611	20.511	31.258	346.1	Run # 3 Front Tyre Slick-Medium Rear Tyre Slick-Soft							
20	1'40.125	16.938	31.605	20.605	30.977	343.9	New Tyre New Tyre							
21	1'40.616	17.000	31.763	20.527	31.326	343.9	14	9'52.457	18.946	33.040	21.196	34.752	215.5	

16th 36 Joan MIR SUZUKI SPA
Team SUZUKI ECSTAR
Runs=4 Total laps=20 Full laps=12

Run #	Front Tyre	Slick-Medium	Rear Tyre	Slick-Medium	Speed	
1	1'53.129	19.985	33.613	21.560	32.026	187.5
2	1'41.634	17.517	32.026	20.896	31.195	337.5
3	1'40.342	17.102	31.602	20.636	31.002	342.8
4	1'40.884	17.101	31.783	20.758	31.242	342.8
5	1'40.157	17.110	31.520	20.651	30.876	342.8
6	1'42.179	17.020	32.990	21.130	31.039	343.9
7	1'40.150	17.031	31.538	20.693	30.888	343.9
8	1'40.545	17.100	31.584	20.785	31.076	341.7
9	1'40.323	16.991	31.643	20.640	31.049	340.6
10	1'56.527 P	17.979	33.746	21.791	43.011	339.6

Run #	Front Tyre	Slick-Medium	Rear Tyre	Slick-Hard	Speed	
11	6'26.273	19.789	33.106	21.131	31.724	208.8
12	2'13.087 P	17.589	42.268	26.192*	47.038	338.5

Run #	Front Tyre	Slick-Medium	Rear Tyre	Slick-Hard	Speed	
13	4'05.909	20.210	32.892	21.153	31.568	215.1
14	1'41.428	17.237	32.115	20.753	31.323	339.6
15	1'40.477	17.015	31.732	20.612	31.118	339.6
16	1'51.806 P	17.024	31.649	20.734	42.399	340.6

Run #	Front Tyre	Slick-Soft	Rear Tyre	Slick-Soft	Speed	
17	4'31.922	21.150	32.801	20.822	31.342	151.4
18	1'40.508	17.032	31.730	20.663	31.083	342.8
19	1'40.430	17.045	31.654	20.614	31.117	342.8
20	1'53.054 P	16.946	31.690	20.620	43.798	345.0

17th 27 Iker LECUONA KTM SPA
Tech 3 KTM Factory Racing
Runs=3 Total laps=17 Full laps=11

Run #	Front Tyre	Slick-Medium	Rear Tyre	Slick-Medium	Speed	
1	1'58.499	19.103	33.496	21.534	32.079	215.5
2	1'40.860	17.339	31.812	20.601	31.108	334.3
3	1'42.056 *	17.111	31.598	22.145*	31.202	339.6
4	1'40.301	17.111	31.553	20.667	30.970	341.7
5	1'40.642	17.008	31.723	20.836	31.075	341.7
6	1'40.811	17.078	31.980	20.697	31.056	342.8

18th 73 Alex MARQUEZ HONDA SPA
LCR Honda CASTROL
Runs=3 Total laps=21 Full laps=15

Run #	Front Tyre	Slick-Medium	Rear Tyre	Slick-Medium	Speed	
1	1'53.527	19.734	33.668	21.366	31.969	206.8
2	1'42.048	17.543	32.269	20.937	31.299	334.3
3	1'42.091	17.222	31.976	21.612	31.281	341.7
4	1'40.909	17.128	31.857	20.793	31.131	346.1
5	1'41.533 *	16.857*	32.557	20.761	31.358	346.1
6	1'41.174	17.088	31.983	20.702	31.401	342.8
7	1'40.834	17.145	31.889	20.676	31.124	338.5
8	1'41.204	17.087	31.975	20.817	31.325	341.7
9	1'53.144 P	17.423	32.835	21.292	41.594	336.4

Run #	Front Tyre	Slick-Medium	Rear Tyre	Slick-Medium	Speed	
10	7'39.025	19.659	32.983	21.194	32.734	216.0
11	1'45.811	17.285	32.187	20.879	35.460	341.7
12	1'41.728	17.283	32.039	20.858	31.548	341.7
13	1'41.520	17.241	32.037	20.815	31.427	343.9
14	1'41.739	17.239	32.068	20.954	31.478	337.5
15	1'41.315	17.133	32.015	20.894	31.273	339.6
16	1'54.009 P	17.507*	33.626	21.231	41.645	340.6

Run #	Front Tyre	Slick-Medium	Rear Tyre	Slick-Soft	Speed	
17	6'08.460	19.012	33.175	21.097	31.524	216.0
18	1'41.267	17.164	31.960	20.696	31.447	341.7
19	1'40.690	17.027	31.836	20.658	31.169	346.1
20	1'42.815	16.973	32.273	22.194	31.375	346.1
21	1'41.195	17.109	31.814	20.997	31.275	338.5

Run #	Front Tyre	Slick-Medium	Rear Tyre	Slick-Soft	Speed	
1	2'33.791	19.005	34.116	21.435	32.110	227.8
2	1'42.043	17.587	32.096	20.887	31.473	337.5
3	1'41.952	17.306	32.032	20.960	31.654	341.7
4	1'41.543 *	17.197	32.033*	20.844	31.469	341.7

19th 46 Valentino ROSSI YAMAHA ITA
Petronas Yamaha SRT
Runs=3 Total laps=18 Full laps=11

Run #	Front Tyre	Slick-Medium	Rear Tyre	Slick-Medium	Speed	
1	1'58.499	19.103	33.496	21.534	32.079	215.5
2	1'40.860	17.339	31.812	20.601	31.108	334.3
3	1'42.056 *	17.111	31.598	22.145*	31.202	339.6
4	1'40.301	17.111	31.553	20.667	30.970	341.7
5	1'40.642	17.008	31.723	20.836	31.075	341.7
6	1'40.811	17.078	31.980	20.697	31.056	342.8

Fastest Lap: Johann ZARCO Pramac Racing FRA 1'39.235 16.756 31.301 20.472 30.706

These data/results cannot be reproduced, stored and/or transmitted in whole or in part by any manner of electronic, mechanical, photocopying, recording, broadcasting or otherwise now known or herein after developed without the previous express consent by the copyright owner, except for reproduction in daily press and regular printed publications on sale to the public within 60 days of the event related to those data/results and always provided that copyright symbol appears together as follows below.
© DORNA, 2021



Free Practice Nr. 2

MotoGP

Lap	Lap Time	T1	T2	T3	T4	Speed	Lap	Lap Time	T1	T2	T3	T4	Speed
5	1'55.230 *	18.199*	37.442	22.378	37.211	336.4	Run # 2	<i>Front Tyre</i>	<i>Slick-Medium</i>	<i>Rear Tyre</i>	<i>Slick-Medium</i>		
6	1'41.432	17.197	31.979	20.845	31.411	341.7		New Tyre				6 Laps at start	
7	1'41.122	17.207	31.800	20.734	31.381	339.6	7	9'06.077	20.131	33.695	22.029	34.857	194.9
8	1'53.745 P	17.272	31.906	20.739	43.828	337.5	8	1'41.943	17.306	32.146	20.866	31.625	333.3
	Run # 2	<i>Front Tyre</i>	<i>Slick-Medium</i>	<i>Rear Tyre</i>	<i>Slick-Medium</i>		9	1'41.300	17.128	31.947	20.734	31.491	341.7
		8 Laps at start		8 Laps at start			10	1'46.674 *	17.891*	35.232	21.013	32.538	348.3
9	9'28.459	20.321	33.440	21.681	31.871	160.0	11	1'45.262	17.078	32.173	21.573	34.438	342.8
10	1'41.862	17.409	32.096	20.831	31.526	337.5	12	1'41.251	17.001	31.941	20.817	31.492	343.9
11	1'46.648	17.234	32.013	20.897	36.504	337.5	13	1'58.049 P	17.925*	35.532	21.228	43.364	304.2
12	1'41.637	17.281	32.004	20.838	31.514	338.5		Run # 3	<i>Front Tyre</i>	<i>Slick-Soft</i>	<i>Rear Tyre</i>	<i>Slick-Soft</i>	
13	1'41.557	17.185	32.018	20.812	31.542	337.5		New Tyre			New Tyre		
14	1'56.599 P	18.048*	34.916	21.405	42.230	334.3	14	10'18.293	29.966	34.500	21.521	31.693	78.0
	Run # 3	<i>Front Tyre</i>	<i>Slick-Medium</i>	<i>Rear Tyre</i>	<i>Slick-Soft</i>		15	1'45.417	16.974	31.871	24.021	32.551	345.0
		New Tyre		New Tyre			16	1'40.414 *	16.964	31.857	20.572	31.021*	338.5
15	7'00.869	20.179	33.869	21.415	37.897	174.1	17	2'00.017 P	16.827	37.113	22.326*	43.751	346.1
16	1'50.707	17.342	39.898	21.698	31.769	337.5							
17	1'40.836	17.115	31.679	20.543	31.499	343.9							
18	1'44.124	17.185	31.905	22.272	32.762	337.5							

20th 32 Lorenzo SAVADORI APRILIA ITA
Aprilia Racing Team Gresini

Runs=3 Total laps=16 Full laps=10

Run #	1	Front Tyre	Slick-Medium	Rear Tyre	Slick-Medium	Speed
		New Tyre		New Tyre		
1	1'53.676	19.722	33.591	21.386	31.826	196.7
2	1'42.179	17.569	32.261	21.019	31.330	324.3
3	1'45.792	17.244	31.858	21.670	35.020	340.6
4	1'40.981	17.253	31.712	20.736	31.280	334.3
5	1'41.893	17.480	31.985	21.035	31.393	328.2
6	1'59.245 P	18.760	34.165	22.097	44.223	331.2
	Run # 2	<i>Front Tyre</i>	<i>Slick-Medium</i>	<i>Rear Tyre</i>	<i>Slick-Medium</i>	
		6 Laps at start		6 Laps at start		
7	7'55.639	20.483	36.177	21.617	32.223	176.1
8	1'42.068	17.418	32.364	20.826	31.460	333.3
9	1'41.629	17.359	31.988	20.937	31.345	333.3
10	1'41.345	17.257	31.962	20.792	31.334	338.5
11	1'42.373	17.289	32.355	21.014	31.715	331.2
12	2'01.494 P	18.780	38.667	21.241	42.806	335.4
	Run # 3	<i>Front Tyre</i>	<i>Slick-Medium</i>	<i>Rear Tyre</i>	<i>Slick-Soft</i>	
		New Tyre		New Tyre		
13	12'40.780	23.841	34.320	21.573	38.124	159.5
14	1'47.376	17.247	36.309	22.052	31.768	339.6
15	1'41.087	17.077	31.791	20.730	31.489	339.6
16	1'53.580 *	19.734*	37.951	23.148	32.747	339.6

21st 89 Jorge MARTIN DUCATI SPA
Pramac Racing

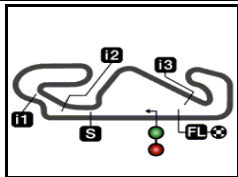
Runs=3 Total laps=17 Full laps=8

Run #	1	Front Tyre	Slick-Soft	Rear Tyre	Slick-Medium	Speed
		15 Laps at start		New Tyre		
1	2'29.742	19.226	34.086	21.471	32.269	227.8
2	1'42.361	17.420	32.346	20.988	31.607	333.3
3	1'41.747	17.154	32.149	20.897	31.547	342.8
4	1'41.375 *	17.021	32.130*	20.779	31.445	343.9
5	1'41.243	16.927	32.060	20.883	31.373	348.3
6	2'00.098 P	18.236*	35.573	22.304	43.985	317.6

Fastest Lap: Johann ZARCO Pramac Racing FRA **1'39.235** 16.756 31.301 20.472 30.706

These data/results cannot be reproduced, stored and/or transmitted in whole or in part by any manner of electronic, mechanical, photocopying, recording, broadcasting or otherwise now known or herein after developed without the previous express consent by the copyright owner, except for reproduction in daily press and regular printed publications on sale to the public within 60 days of the event related to those data/results and always provided that copyright symbol appears together as follows below.
© DORNA, 2021





4657 m.

GRAN PREMI MONSTER ENERGY DE CATALUNYA

Free Practice Nr. 2

Best Partial Times

MotoGP™

IT Ideal Lap Time, sum of the best partial times*BT* Best Lap Time

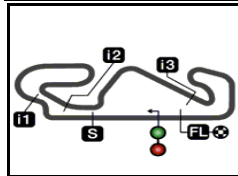
<i>T1</i>		<i>T2</i>		<i>T3</i>		<i>T4</i>				<i>IT</i>	<i>BT</i>	
Pos	Rider	Time	Rider	Time	Rider	Time	Rider	Time	Pos	Rider	<i>IT</i>	<i>BT</i>
1	J.ZARCO	16.756	F.MORBIDELLI	31.286	F.QUARTARARO	20.352	F.MORBIDELLI	30.609	1	J.ZARCO	1'39.143	1'39.235 (1)
2	M.VIÑALES	16.785	J.ZARCO	31.301	J.ZARCO	20.380	J.ZARCO	30.706	2	F.MORBIDELLI	1'39.256	1'39.256 (2)
3	B.BINDER	16.802	F.QUARTARARO	31.316	P.ESPARGARO	20.403	F.QUARTARARO	30.824	3	F.QUARTARAR	1'39.336	1'39.401 (3)
4	F.BAGNAIA	16.815	M.VIÑALES	31.435	F.MORBIDELLI	20.430	D.PETRUCCI	30.832	4	F.BAGNAIA	1'39.644	1'39.760 (5)
5	J.MILLER	16.819	F.BAGNAIA	31.487	A.ESPARGARO	20.437	F.BAGNAIA	30.854	5	M.VIÑALES	1'39.650	1'39.821 (6)
6	J.MARTIN	16.827	T.NAKAGAMI	31.507	B.BINDER	20.444	J.MIR	30.876	6	B.BINDER	1'39.662	1'39.662 (4)
7	F.QUARTARARO	16.844	I.LECUONA	31.511	E.BASTIANINI	20.470	T.NAKAGAMI	30.885	7	P.ESPARGAR	1'39.748	1'39.983 (10)
8	P.ESPARGARO	16.869	B.BINDER	31.516	M.VIÑALES	20.478	B.BINDER	30.900	8	E.BASTIANINI	1'39.868	1'39.977 (8)
9	M.OLIVEIRA	16.880	J.MIR	31.520	M.MARQUEZ	20.484	E.BASTIANINI	30.920	9	A.ESPARGAR	1'39.901	1'39.983 (9)
10	L.MARINI	16.922	E.BASTIANINI	31.537	F.BAGNAIA	20.488	P.ESPARGARO	30.923	10	J.MILLER	1'39.914	1'39.914 (7)
11	A.ESPARGARO	16.928	M.OLIVEIRA	31.552	M.OLIVEIRA	20.496	M.MARQUEZ	30.933	11	M.OLIVEIRA	1'39.929	1'40.096 (14)
12	F.MORBIDELLI	16.931	P.ESPARGARO	31.553	D.PETRUCCI	20.504	I.LECUONA	30.949	12	J.MIR	1'39.954	1'40.150 (16)
13	M.MARQUEZ	16.938	A.ESPARGARO	31.565	J.MILLER	20.516	M.VIÑALES	30.952	13	M.MARQUEZ	1'39.960	1'40.120 (15)
14	E.BASTIANINI	16.941	L.MARINI	31.584	V.ROSSI	20.543	J.MILLER	30.952	14	D.PETRUCCI	1'39.998	1'40.060 (12)
15	J.MIR	16.946	M.MARQUEZ	31.605	I.LECUONA	20.551	L.MARINI	30.954	15	I.LECUONA	1'40.019	1'40.251 (17)
16	A.MARQUEZ	16.973	D.PETRUCCI	31.618	J.MARTIN	20.572	A.ESPARGARO	30.971	16	T.NAKAGAMI	1'40.020	1'40.032 (11)
17	I.LECUONA	17.008	J.MILLER	31.627	T.NAKAGAMI	20.573	M.OLIVEIRA	31.001	17	L.MARINI	1'40.093	1'40.094 (13)
18	D.PETRUCCI	17.044	V.ROSSI	31.679	J.MIR	20.612	A.MARQUEZ	31.124	18	A.MARQUEZ	1'40.569	1'40.690 (18)
19	T.NAKAGAMI	17.055	L.SAVADORI	31.712	L.MARINI	20.633	L.SAVADORI	31.280	19	J.MARTIN	1'40.629	1'41.243 (21)
20	L.SAVADORI	17.077	A.MARQUEZ	31.814	A.MARQUEZ	20.658	J.MARTIN	31.373	20	V.ROSSI	1'40.718	1'40.836 (19)
21	V.ROSSI	17.115	J.MARTIN	31.857	L.SAVADORI	20.730	V.ROSSI	31.381	21	L.SAVADORI	1'40.799	1'40.981 (20)

These data/results cannot be reproduced, stored and/or transmitted in whole or in part by any manner of electronic, mechanical, photocopying, recording, broadcasting or otherwise now known or herein after developed without the previous express consent by the copyright owner, except for reproduction in daily press and regular printed publications on sale to the public within 60 days of the event related to those data/results and always provided that copyright symbol appears together as follows below.

© DORNA, 2021

Official MotoGP Timing by TISSOT
www.motogp.com





4657 m.

GRAN PREMI MONSTER ENERGY DE CATALUNYA**Free Practice Nr. 2****Fastest Laps Sequence**

<i>Practice Time</i>	 <i>Rider</i>	<i>Nation</i>	<i>Motorcycle</i>	<i>Time</i>	<i>Km/h</i>	<i>Rider's Lap</i>
3'31.736	12 Maverick VIÑALES	SPA	YAMAHA	1'41.421	165.3	2
3'39.359	27 Iker LECUONA	SPA	KTM	1'40.860	166.2	2
5'12.427	12 Maverick VIÑALES	SPA	YAMAHA	1'40.691	166.5	3
5'15.105	36 Joan MIR	SPA	SUZUKI	1'40.342	167.0	3
5'36.587	44 Poí ESPARGARO	SPA	HONDA	1'40.146	167.4	3
7'18.503	93 Marc MARQUEZ	SPA	HONDA	1'40.120	167.4	4
9'56.743	20 Fabio QUARTARARO	FRA	YAMAHA	1'40.006	167.6	5
11'13.531	21 Franco MORBIDELLI	ITA	YAMAHA	1'39.909	167.8	6
43'35.915	33 Brad BINDER	RSA	KTM	1'39.662	168.2	16
44'39.647	5 Johann ZARCO	FRA	DUCATI	1'39.446	168.5	17
44'42.707	21 Franco MORBIDELLI	ITA	YAMAHA	1'39.256	168.9	17
46'18.882	5 Johann ZARCO	FRA	DUCATI	1'39.235	168.9	18

These data/results cannot be reproduced, stored and/or transmitted in whole or in part by any manner of electronic, mechanical, photocopying, recording, broadcasting or otherwise now known or herein after developed without the previous express consent by the copyright owner, except for reproduction in daily press and regular printed publications on sale to the public within 60 days of the event related to those data/results and always provided that copyright symbol appears together as follows below.

© DORNA, 2021

Official MotoGP Timing by **TISSOT**
www.motogp.com

Barcelona, Friday, June 04, 2021

